



Materials and colours

Project: Thredbo Alpine Hotel External Maintenance Works

Product details for the exterior paint (self-priming) and timber cladding to be utilised for the Project are provided below. It should be noted these products are subject to availability at the time of ordering.

Material and colours	Product information
Exterior paint	<p>Dulux Weathershield Low Sheen</p>   <p>Colour: Basalt</p> <p>A copy of the product data sheet is attached.</p>
Timber cladding	<p>Blackbutt Shiplap cladding</p> <p>Provides a long-lasting and durable external surface</p> <ul style="list-style-type: none">• Manufactured in Australia for Australian conditions• Can be used on a wide variety of foundation conditions because of its flexibility• Blackbutt Hardwood Cladding is naturally termite resistant• Blackbutt Hardwood Cladding has a BAL29 rating

Dulux Weathershield Low Sheen

AUDD0053

Part A	54L LINE
Approvals	APAS 0280/3 (Vivid White, Deep & Ultra Deep Bases only)

Description

Dulux® Weathershield® has been specially designed to provide a tough hardwearing finish that provides protection from all weather conditions. Formulated with MaxiFlex™ Technology to expand and contract with the surface, Dulux guarantees Weathershield won't peel, flake or blister for 15 years provided it is applied according to an approved written Dulux DuSpec Specification.

Features

- Self Priming on most surfaces (see application guide below for further instructions)
- Tough & hard wearing
- Helps resist mould, dirt and stains
- Helps prevent tannin bleed
- Long lasting colour
- UV protection
- 100% acrylic paint
- Easy application

Benefits

- Apply straight onto most bare surfaces
- 2 hour recoat and easy clean up
- Excellent durability - expands & contracts with climate changes
- Long lasting
- No primer required to prevent staining on bare timber

Uses

DULUX WEATHERSHIELD® Low Sheen provides long lasting exterior decoration and protection for masonry, bricks, concrete, render, fibro cement, exterior timber - including dressed & rough sawn timber, decking, Zinalume®, galvanised iron and correctly primed steel and wrought iron. Dulux guarantees that Weathershield will not blister, flake or peel for 15 years, provided it is applied according to an approved written Dulux DuSpec Specification. This guarantee does not cover paint failure caused by any breakdown of coatings applied previously. If Dulux Weathershield does not perform as specified above, Dulux will provide free of charge paint to rectify the affected areas.






Precautions And Limitations

All preparation and painting must conform to AS2311: The Painting of Buildings. Do not apply at air or surface temperatures below 10C or when temperatures may fall below 10C during the drying period. In summer paint on the shady side of the building. If conditions are hot and windy, cool the surface by hosing with water and paint the cool damp surface. Do not apply to roofs or surfaces used for the collection of drinking water. In normal conditions, 7 days curing is required to develop full hardness and resistance properties. Occasionally when dew or condensation forms on dried film, a slight milky deposit will be observed on the film. This is quite normal and does not impair the performance - simply hose or wipe it off with a damp rag. Dirt pick up and marring on high traffic areas, such as decking, may be more obvious over dark colours.

Where possible avoid dark colours on lightweight or panelised building systems as these will give rise to much higher surface temperature that may cause additional thermal stress and cooling demand to the building envelope and/or require extra engineering considerations. Always refer to the substrate manufacturer's LRV recommendation.

Performance Guide

Weather	Excellent resistance to weathering with very low level of chalking, colour change and dirt pick up on walls.	Salt	For galvanised iron within 1 km of the sea (or other salty areas), prime with Dulux All Metal Primer
Heat Resistance	Softens at temperatures above 70°C	Water	Resists prolonged rain and condensation.
Solvent	Sensitive to aromatic hydrocarbons, alcohols and ketones.	Abrasion	Good resistance to abrasion.
Acid	N/A	Alkali	N/A

Typical Properties																											
Gloss Level	5-20 at 60 degrees	Thinner	Water																								
Colour	A full range of colours from an extensive range of white and coloured bases.																										
Dulux Colour Base	BLACK, BLUE, BOLD YELLOW, BRUNSWICK GREEN, DEEP, EXTRA BRIGHT, INDIAN RED, MISSION BROWN, ORANGE, TRUE RED, ULTRA DEEP, VIVID WHITE																										
Components	1	Number Of Coats	2 or 3*																								
Toxicity	Lead free. Dry film is non-toxic.	V.O.C. Level	<45 g/L untinted																								
Meets GBCA VOC Requirement?	N/A	Touch Dry	20 Minutes																								
Clean Up	 Water																										
Clean Up Description	Clean all equipment with water																										
Application Method	 Air Spray  Airless Spray  Brush  Roller																										
Application Conditions	<table> <tr> <td>Solids By Volume</td><td>38.4</td><td></td><td></td></tr> <tr> <td></td><td>Min</td><td>Max</td><td>Recommended</td></tr> <tr> <td>Wet Film Per Coat (microns)</td><td>63</td><td>63</td><td>63</td></tr> <tr> <td>Dry Film Per Coat (microns)</td><td>24</td><td>24</td><td>24</td></tr> <tr> <td>Recoat Time (min)</td><td>2 Hours</td><td>Indefinite</td><td></td></tr> <tr> <td>Theoretical Spread Rate (m²/L)</td><td>16</td><td>16</td><td>16</td></tr> </table>			Solids By Volume	38.4				Min	Max	Recommended	Wet Film Per Coat (microns)	63	63	63	Dry Film Per Coat (microns)	24	24	24	Recoat Time (min)	2 Hours	Indefinite		Theoretical Spread Rate (m ² /L)	16	16	16
Solids By Volume	38.4																										
	Min	Max	Recommended																								
Wet Film Per Coat (microns)	63	63	63																								
Dry Film Per Coat (microns)	24	24	24																								
Recoat Time (min)	2 Hours	Indefinite																									
Theoretical Spread Rate (m ² /L)	16	16	16																								

Application Guide

Surface Preparation	<ul style="list-style-type: none"> All surfaces must be thoroughly cleaned and free of all dirt, dust, grease, loose or flaking paint. <p>Efflorescence (white salts) on masonry or concrete surfaces must be treated. Remove efflorescence by wiping down with 5% solution of acetic acid (white vinegar). Hose down and allow to dry.</p> <p>Mould on timber/masonry/concrete/painted surfaces must be treated. Remove mould by washing with bleach solution and/or demossing chemical, then hose down.</p> <p>Occasionally an apparently sound old paint will lose adhesion when recoated, particularly if the new paint is darker in colour. To avoid this, check the adhesion of the old paint by cutting an 'X' through a clean area of the film with a sharp knife, press cellulose tape firmly across the cut and rip it off. If the old paint comes off with the tape it should be removed before repainting.</p> <p>PREVIOUSLY PAINTED SURFACES: Test if surface is sound. Scrape off all loose and flaking paint. Fill any cracks or holes with a suitable exterior filler. Dulux recommends Selleys(R) products. Sand all surfaces to a flat finish and remove greyed timber. Dust off.</p> <p>GALVANISED IRON: Clean with Scotch Brite and mild detergent solution. Rinse off thoroughly.</p> <p>GALVANISED IRON (aged): Remove white rust by wire brushing or scraping. Wipe surface clean with mineral turps to remove rust, grease, oils and dirt. Allow to dry.</p> <p>ZINCALUME, COPPER, BRASS & STAINLESS STEEL : Clean with mild detergent solution. Rinse off thoroughly.</p> <p>ZINCALUME (aged): Remove white rust by wire brushing or scraping. Clean with mild detergent solution. Rinse off thoroughly.</p> <p>STEEL/WROUGHT IRON (new): Wipe surface with mineral turps to remove residual rust, grease, oil and dirt. Allow to dry.</p> <p>STEEL/WROUGHT IRON (rusted) : Remove rust scale by scraping, sanding or wire brushing. Wipe surface with mineral turps to remove residual rust, grease, oil and dirt. Allow to dry. (Make sure that all rust is removed).</p> <p>BRICK/MASONRY/FIBRO & FIBRE CEMENT: Unpainted masonry surfaces should be cured for 28 dys before painting. Ensure surface is clean and clear of any loose sand or cement. Fill holes with exterior grouting cement. Wash down with water using stiff brush to remove all loose material.</p> <p>BARE UNPAINTED TIMBER: Fill nail holes with a flexible, exterior grade wood filler. Dulux recommends Selleys(R) products. Sand all dressed timber and remove greyed timber. Dust off.</p> <p>PRE-PRIMED TIMBER/FIBRE CEMENT & COLORBOND(R)/COLORSTEEL(R): Preparation can vary depending on the quality and conditions of pre-primed timber/fibre cement and COLORBOND(R) & COLORSTEEL(R) surfaces. For help and advice, please call Dulux Help & Advice on 13 25 25 for specific guidance.</p> <p>TILT UP & PRECAST CONCRETE: Due to possible variability in these surfaces, please call Dulux Help & Advice on 13 25 25 for specific guidance.</p>
Application Procedure And Equipment	<ul style="list-style-type: none"> *Some colours may require more than the recommended number of coats to achieve full opacity. For Weathershield Chromamax Pigment Bases (True Red, Bold Yellow, Orange, Blue and Extra Bright bases), when painting over contrasting colour, apply 1 coat of Dulux 1Step prepcoat. Brush, roller, conventional and airless spray Check the weather forecast. Do not paint on excessively cold or humid days. Exposure to rain or overnight dew whilst drying may result in the coating being damaged or removed. If painting during the hottest time of the day, cool the surface by hosing before painting and paint on the shady side of the house. <p>Stir contents thoroughly before and during use with a broad flat stirrer, using an upward lifting action.</p> <p>Brush/Roller: Soak brush or roller in water before starting and use while still slightly damp. Thinning is usually not required.</p> <p>Airless or Conventional Spray: Suitable for application by all standard spray equipment. Apply wet even coats. If necessary thin with up to 100 ml/litre water to aid atomisation.</p> <p>Under hot or very windy conditions, up to 100 ml/litre of DULUX Hot Weather Thinner may be added to ease application.</p> <p>Within 1km of sea for GALVANISED IRON, ZINCALUME : Apply one coat of Dulux All Metal Primer followed by 2 topcoats of Weathershield.</p> <p>STEEL/WROUGHT IRON : Apply 2 coat of Dulux All Metal Primer followed by 2 topcoats of Weathershield.</p> <p>BARE SURFACES including BRICK, MASONRY, FIBRE CEMENT, ZINCALUME : Apply 3 coats of Weathershield.</p> <p>GALVANISED IRON : Apply 3 coats of Weathershield. For Weathershield Chromamax Pigment Bases (True Red, Bold Yellow, Orange, Blue and Extra Bright bases), apply 1 coat of Dulux All Metal Primer followed by 2 topcoats of Weathershield.</p> <p>For ZINCALUME/GALVANISED IRON ROOFS: Apply 3 coats of Weathershield. For Weathershield Chromamax Pigment Bases (True Red, Bold Yellow, Orange, Blue and Extra Bright bases), apply 1 coat of Dulux All Metal Primer followed by 2 topcoats of Weathershield.</p> <p>BARE UNPAINTED TIMBER: Apply 3 coats of Weathershield. For Weathershield Chromamax Pigment Bases (True Red, Bold Yellow, Orange, Blue and Extra Bright bases), for improved resistance to cracking on hardwoods (eg Mt Ash, Oak), apply a coat of Dulux 1Step Prepcoat prior to the application of two topcoats of Weathershield.</p> <p>On PREVIOUSLY PAINTED SURFACES, apply 2 coats of Weathershield.</p> <p>Preparation/coating system can vary depending on the quality and conditions of PRE-PRIMED TIMBER/FIBRE CEMENT, COLORBOND(R) & COLORSTEEL(R) and TILT-UP & PRECAST CONCRETE surfaces. For help and advice, please call Dulux Help & Advice on 13 25 25 for specific guidance.</p> <p>Professional Painters refer to Duspec Specification Sheets to qualify for guarantee.</p>

Health And Safety			
MSDS Number	DLXGHSEN003376	Health Effects	For detailed information refer to the product label and the current Material Safety Data Sheet available through Customer Service. Health Effects: Splashes to the eye may cause eye irritation. When spraying, inhalation of mists may produce respiratory irritation. For detailed information refer to the product label and the current Material Safety Data Sheet available through Customer Service. Health Effects: Splashes to the eye may cause eye irritation. When spraying, inhalation of mists may produce respiratory irritation.
Protective Equipment	Wear eye protection and when spraying wear a dust mask.		
In the case of emergency, please call 1800 033 111			

Transport And Storage			
Pack A	54L LINE	Shipment Name	Not dangerous goods.; No special transport requirements.
Size 1 Litre 4 Litre 10 Litre 15 Litre	Weight 1.4 Kg 5.5 Kg 13.5 Kg 22.2 Kg		
Flash Point	NA	UN Number	NA
Dangerous Goods Class	NA	Package Group	NA

Disclaimer

Dulux, Selleys and Other marks followed by ® are registered trademarks. Marks followed by the symbol of ™ are trademarks.

The data provided within the Duspec system is correct at the time of publication, however it is the responsibility of those using this information to check that it is current prior to specifying or using any of these coating/product systems.

DISCLAIMER: Any advice, recommendation, information, assistance or service provided by any of the divisions of DuluxGroup (Australia) Pty Ltd or its related entities (collectively, DuluxGroup) in relation to goods manufactured by it or their use and application is given in good faith and is believed by DuluxGroup to be appropriate and reliable. However, any advice, recommendation, information, assistance or service provided by DuluxGroup is provided without liability or responsibility PROVIDED THAT the foregoing shall not exclude, limit, restrict or modify the right entitlements and remedies conferred upon any person or the liabilities imposed upon DuluxGroup by any condition or warranty implied by Commonwealth, State or Territory Act or ordinance void or prohibiting such exclusion limitation or modification. Coating/product systems can be expected to perform as indicated on the Duspec Spec Sheet so long as applications and application procedures of the individual products are followed as recommended on the appropriate Product data Sheet. "DuluxGroup" "Dulux" "Selleys" "Berger" "Berger Gold Label" "Hadrian" "Walpamur" "Levene" "Acratex" and Other marks followed by ® are registered trademarks of DuluxGroup (Australia) Pty Ltd ABN 67 000 049 427. Marks followed by the symbol ™ are trademarks.

Please note that this document is only valid for 60 days from the date of issue.

DuluxGroup (Australia) Pty Ltd 1956 Dandenong Road, Clayton, Victoria 3168 AU ABN 67 000 049 427



Blackbutt Shiplap Cladding 122 x 19mm

SKU#: BLACKBUTT SHIPLAP CLADDING 122 X 19MM

BE THE FIRST TO REVIEW THIS PRODUCT

A\$23.50

Own it now, pay later **ZIP** (0)

-	1	+
---	---	---

ADD TO CART

WISH LIST

COMPARE



OVERVIEW



- Solid Blackbutt hardwood cladding
- Standard & Better Grade
- Attractive blonde appearance
- Various profiles to suit your design
- Multiple sizes available
- Tongue & Groove for easy no gap fixing and installation
- Residential or commercial use
- Architectural design and appealing modern look
- Kiln dried for stability
- 8.9 Janka Rating
- Durability Class 1 Rated Above ground (40 years plus)
- Decay and termite resistant
- Bal 29 Fire rated for Bushfire prone areas